



Ohio Coalition Against Gun Violence

Advocating for your right to be free from gun violence

A report on numbers and statistics

2022

www.ohioceasefire.org

info@ohioceasefire.org

(419) 244-7442

Facebook @ ohioceasefire

Twitter @ ohioceasefire

HOMICIDE FIREARM DEATHS: 2020 & 2021 ANNUAL TOTALS – OHIO

GUN VIOLENCE ARCHIVE			
2020			
OH STATS			
Evidence Based Research - since 2013			
PUBLISHED DATE: January 21, 2022			
Homicide/Murder/Unintentional/DGU ¹			850
Total Number of Injuries ¹			1,804
Mass Shootings ²			25
Mass Murders ²			1
Number of Children (age 0-11) ¹	Killed		19
	Injured		54
Number of Teens (age 12-17) ¹	Killed		55
	Injured		179

GUN VIOLENCE ARCHIVE			
2021			
OH STATS			
Evidence Based Research - since 2013			
PUBLISHED DATE: January 21, 2022			
Homicide/Murder/Unintentional/DGU ¹			853
Total Number of Injuries ¹			1,798
Mass Shootings ²			33
Mass Murders ²			1
Number of Children (age 0-11) ¹	Killed		24
	Injured		53
Number of Teens (age 12-17) ¹	Killed		61
	Injured		221

Numbers do not include suicides

GUN VIOLENCE IN OHIO, 2021 - 2022

Ohio Shootings (January – April 2022)

In the first four months of 2022*, there have been:

- 230 homicides/unintentional gun deaths
- 469 injuries from a gun
- 23 children (ages 0 to 17) killed
- 60 children injured from a gun

*Source: [Gun Violence Archive](#)

Note: numbers do not include suicides

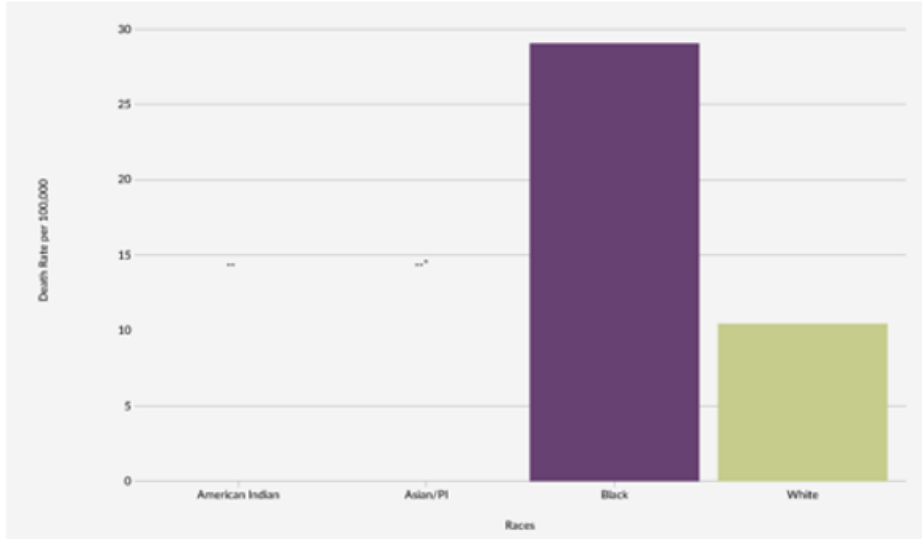
***The annual cost of gun violence in Ohio is \$7.3 billion.
That averages \$628 a year per Ohio resident.***

Source: [Giffords Law Center](#)



FIREARM DEATHS: BY RACE: 2019 – OHIO

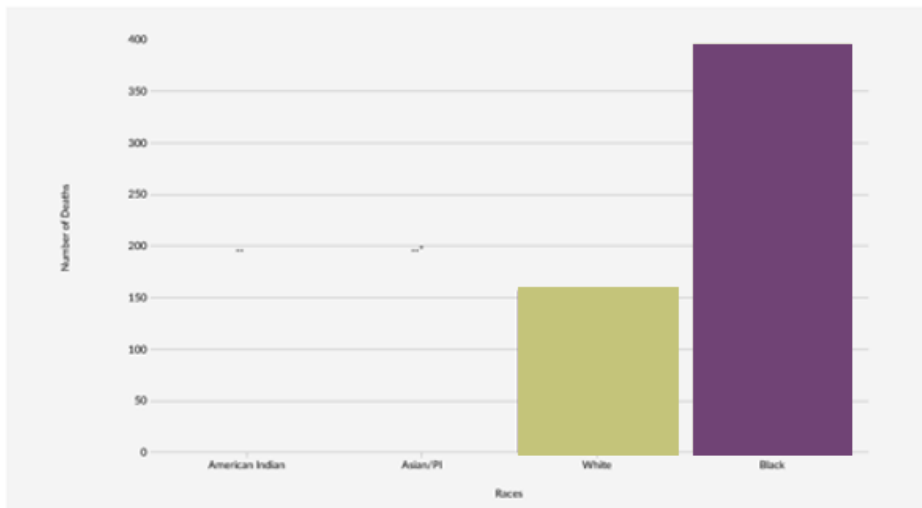
All Intent



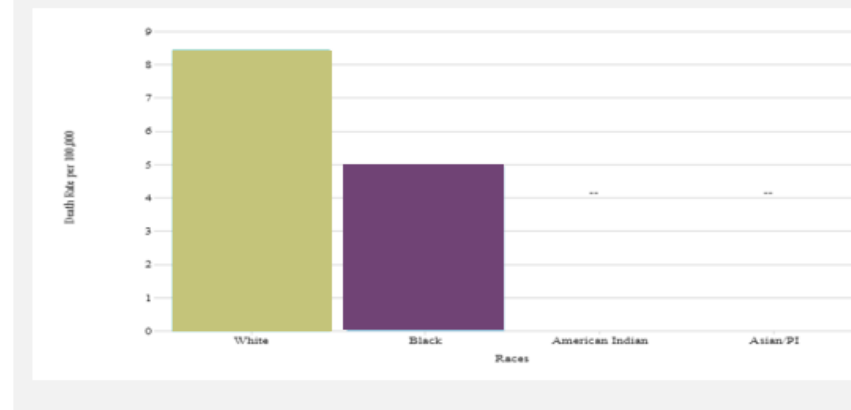
Source:



[CDC WISQARS Fatal Injury Data](#)

Homicide



Suicide



Legend:  Black  White



GUNS AND SUICIDE IN OHIO


In Ohio, five people die from suicide every day – and one youth dies from suicide every 33 hours.

Source: [Ohio Dept. of Health](#)

Reports from the CDC, Ohio Department of Health and others indicate that guns are used more often in suicide than in homicides, and are the most common method of suicide in Ohio and the U.S.

The Violence Policy Center states the following [about suicide and guns](#):

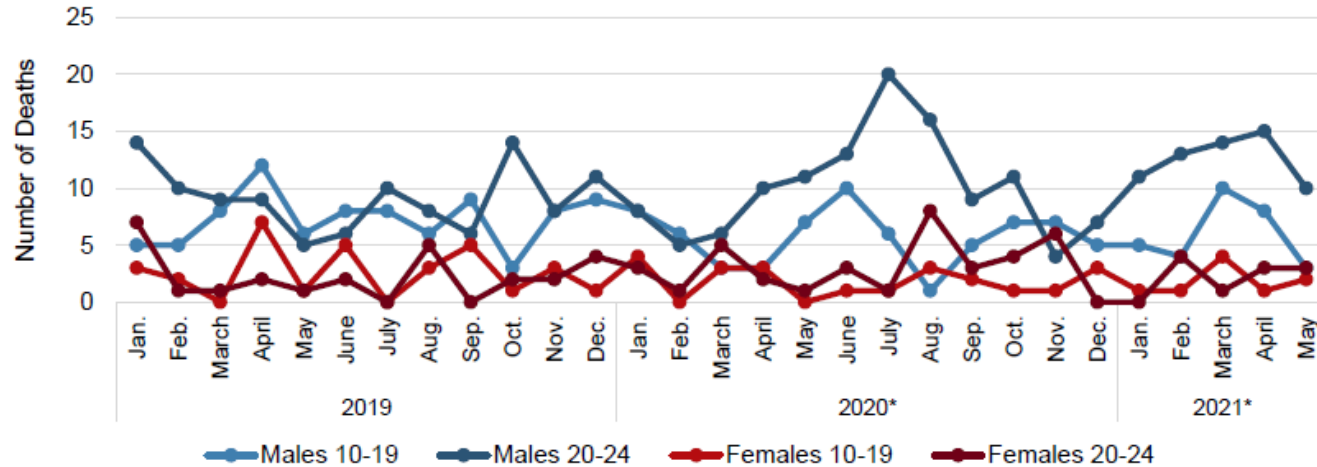
Guns claimed nearly 40,000 lives in the United States in 2018. Yet unknown to most people is the fact that the most common type of gun death in our nation is suicide, not homicide. Equally unknown, and just as misunderstood, is the fact that the vast majority of suicides are preventable. People who use a gun to kill themselves aren't necessarily more suicidal than those who use other means, they just have the tragic misfortune of having the most lethal means available to them in their time of depression and turmoil.



Removing lethal means from a vulnerable person, especially a youth, can save a life. [Means Matter](#), Harvard School of Public Health, shares the following:

- [Access to firearms is a risk factor for suicide.](#)
- [Firearms used in youth suicide usually belong to a parent.](#)

Figure 13. Number of Suicide Deaths Among Youth (Ages 10-24) by Sex/Age Group and Month, Ohio, 2019-2021*



- While female youth suicide deaths fluctuated from month to month during this time period, there were two notable increases among males. From a low in March 2020 to a high in July 2020, male youth suicide deaths increased 189%. This was followed by an overall decrease through November 2020. From November 2020 to March 2021, male youth suicide deaths increased 118%.
- Suicide deaths among males 20-24 years of age increased from February 2020 to a high in July 2020. At 20 deaths reported to date, July 2020 had the highest number of suicide deaths among this demographic, based on mortality data available in the Ohio Public Health Information Warehouse, which dates to 2007.
- Suicide deaths among males 20-24 years of age increased 275% from November 2020 to April 2021.
- At eight deaths reported to date, August 2020 had the highest number of suicide deaths among females 20-24 years of age, based on mortality data available in the Ohio Public Health Information Warehouse, which dates to 2007.

Source: <https://publicapps.odh.ohio.gov/EDW/DataCatalog>

There are numerous reports indicating that suicide numbers are increasing – as is the use of a firearm in suicide.

- From 2007 to 2018, firearm suicides increased 44.8% (from 1,268 to 1,836). Source: ODH [Suicide Demographics and Trends](#), Ohio, 2018
- A study released in 2021 indicates [suicide using a gun](#) spiked 50% among those 15-24 years of age.
- CDC states that [suicide attempts by youth](#) ages 12 to 17 during the Coronavirus pandemic have soared.

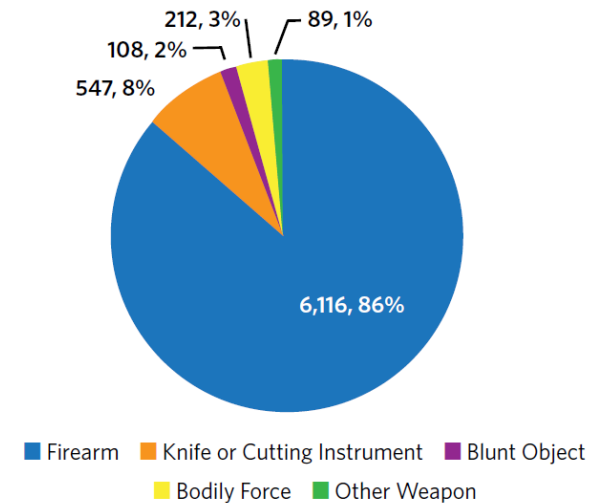
URBAN GUN VIOLENCE/BLACK VICTIMIZATION

Statistics on urban gun violence

- Gun violence has a disproportionate impact on urban communities of color.
- Black men make up less than 7% of Ohio's population, but account for nearly 64% of the state's gun homicide victims.
- In Ohio, black men ages 18–24 are nearly 32 times more likely than white men the same age to be murdered with a gun.

Source: Giffords [The State of Gun Violence in Ohio](#)

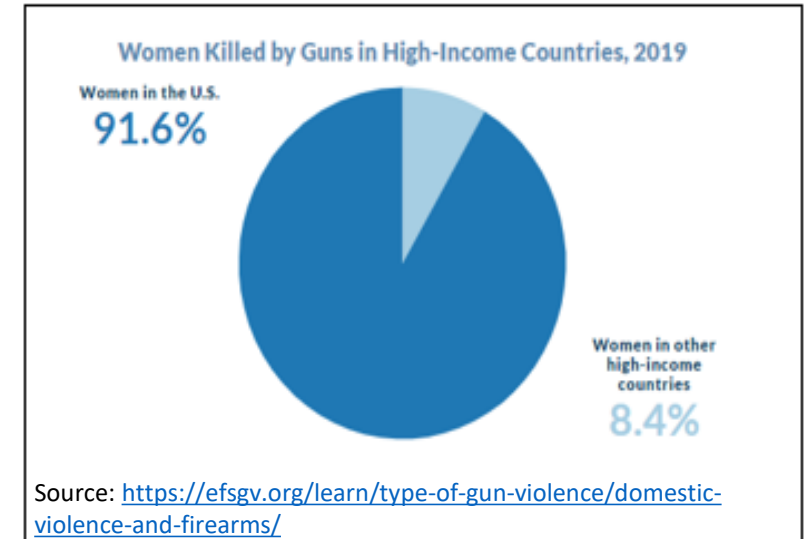
Weapons Used in Homicides Involving Black Victims



Source: [Violence Policy Center](#)

DOMESTIC VIOLENCE AND GUNS

- Domestic violence, including intimate partner violence, is a **public health crisis in the U.S.**
- The pandemic is believed to have caused an increase in domestic violence in Ohio, according to a January 2022 [news report](#). *“Between July 1, 2020, and June 30, 2021, at least 131 people died in domestic violence incidents in Ohio.”* Of those deaths, 86% involved a gun.
- A [PBS report](#) also focuses on the increase in domestic violence during the pandemic, stating that females are 1,000% more at risk when the male abuser owns a gun.



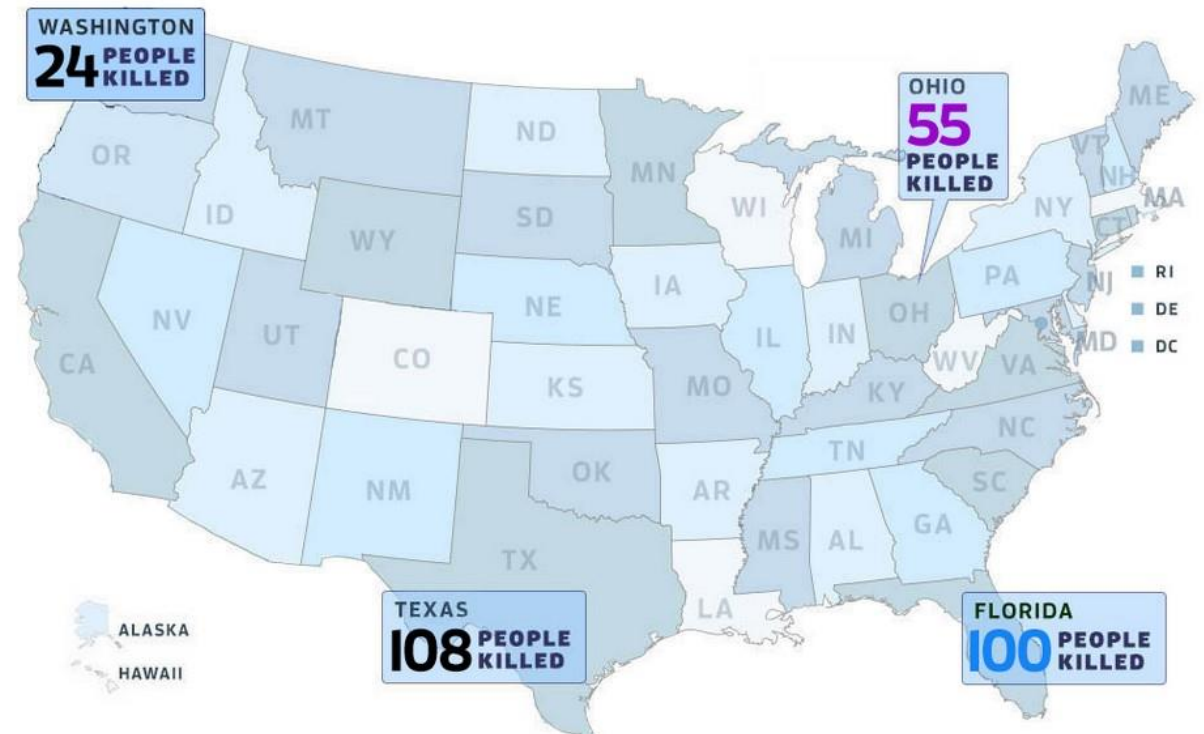
CONCEALED CARRY/PERMIT HOLDERS

DID YOU KNOW? Since 2007, 2,240 people have been killed by concealed carry permit holders in the U.S., with 64 being murder-suicide events; these were **not** shootings in self-defense. As of April 2022, 55 of these deaths were in **Ohio** – and several of the those killed were children under the age of 5. **OCAGV opposed attempts to give further entitlements to concealed carry and the following bill passed in late 2021 by both the Ohio House and Senate – a bill which gives less protection from gun violence – and was signed into law by Ohio Governor DeWine in 2022.**

[SB 215](#) Regards Concealed Handgun Licensee Duties

Concealed carry permit holders are supposed to be the “Good Guys” with guns. In reality, far too many permit holders are a direct threat to public safety.

Source: [VPC – Concealed Carry Killers](#)



OHIO LEGISLATION WE SUPPORT & THAT WE OPPOSE

OCAGV supports Ohio bills that are designed to reduce gun violence, some of which include:

- [HB 38](#) Limit the Locations at Which a Person has No Duty to Retreat
- [SB 73](#) Regards Firearms Transfers; Require Background Check
- [SB 74](#) Raise the Minimum Age to Purchase a Firearm
- [SB 75](#) Regulate the Transfer of Firearms at a Gun Show
- [HB 257](#) Enact Extreme Risk Protection Order Act

Additionally, we oppose Ohio bills that would increase gun access, use, secrecy or prohibit enforcement such as:

- [HB 99](#) Regards Persons Authorized to go Armed Within School Safety Zone
- [SB 185](#) Regards Emergency Powers When Suppressing a Riot; Firearms Rights
- [SB 215](#) Regards Concealed Weapons and Concealed Carry Without License
- [HB 297](#) Enact Firearms Industry Nondiscrimination Act
- [HB 325](#) Regards Emergency Powers When Suppressing a Riot; Firearms Rights

Additional information, along with a complete list of bills OCAGV supports and opposes is available on the [Legislation Page](#) online at www.ohioceasefire.org.

